


SNACK Time Memory Game

1. Cut out and place the cards face down on a flat surface.
2. Players take turns looking under two cards.
3. If the pictures match, the player keeps the cards and gets another turn.
4. The player with the most cards at the end wins!

Please note:


Game pieces work best when printed on thicker paper.




Apple



Grapes




Watermelon




Orange



Lemon




Strawberry




Pear




Banana




Cherry




Pineapple



Peach




Blueberries




Apple



Grapes




Watermelon




Orange



Lemon




Strawberry




Pear




Banana




Cherry



Pineapple



Peach



Blueberries